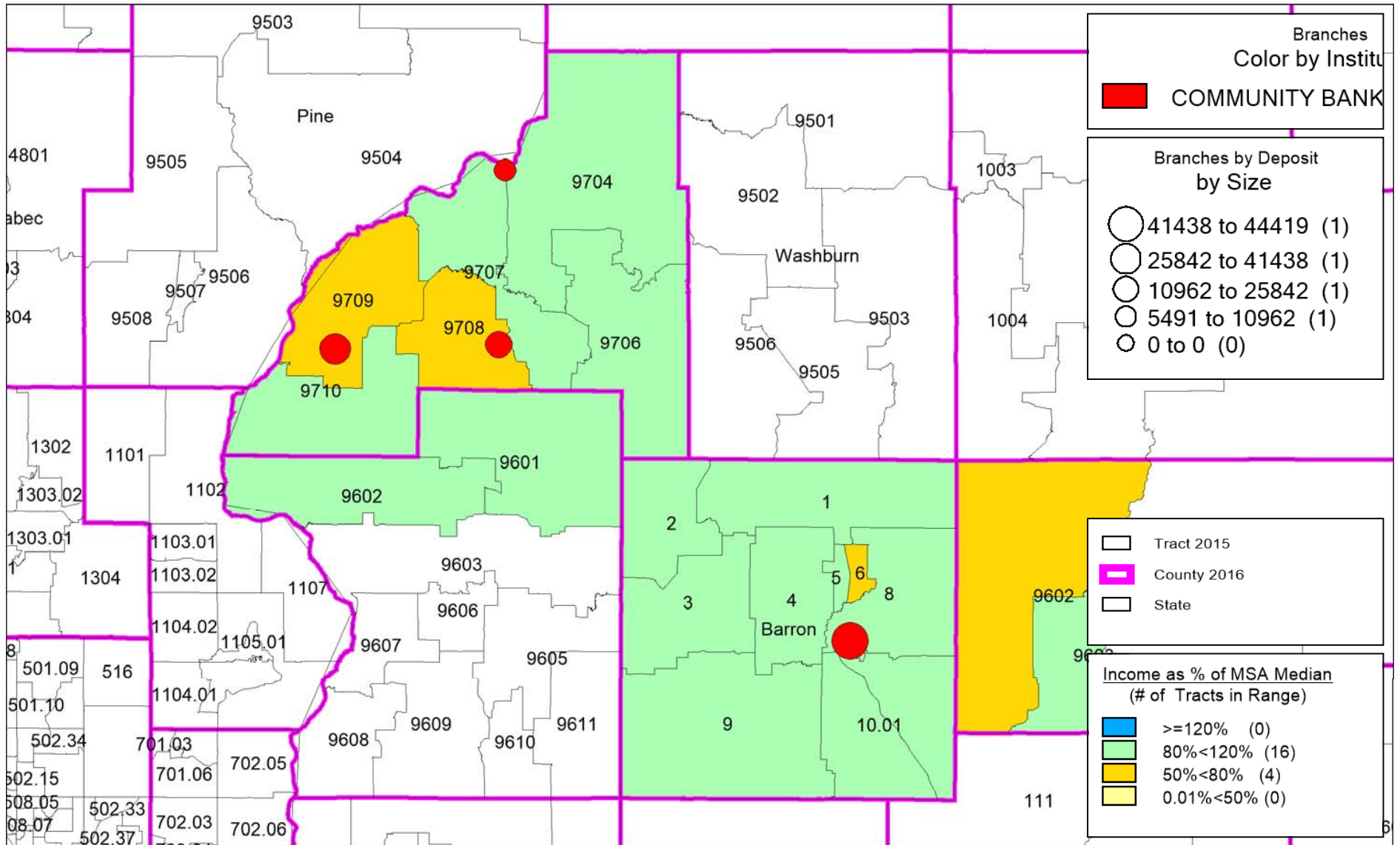
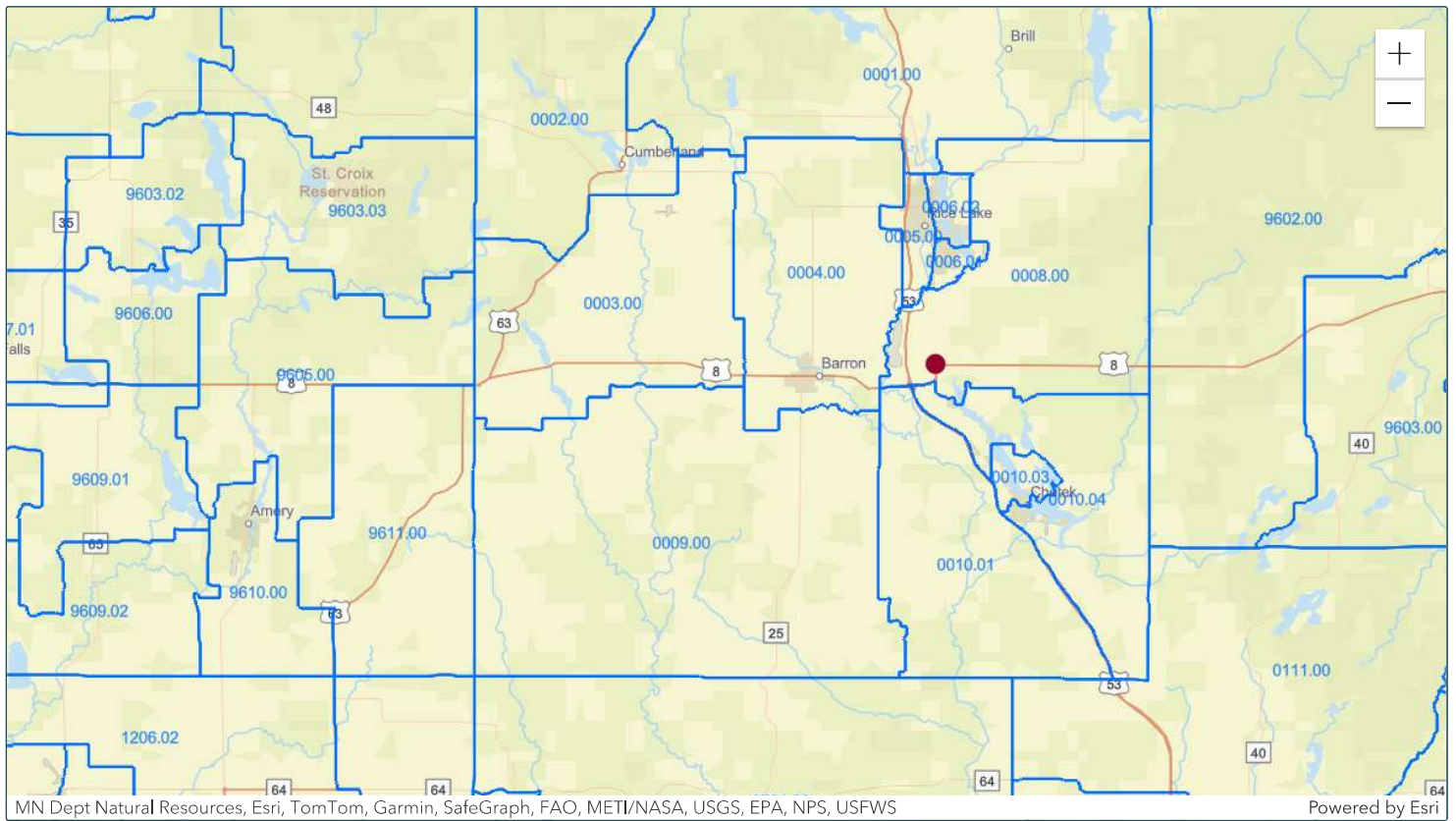


Community Bank of  
Cameron Assessment Area





● Matched Address: 101 W Main St, Cameron, Wisconsin, 54822  
MSA: NA - NA (Outside of MSA) || State: 55 - WISCONSIN || County: 005 - BARRON COUNTY || Tract Code: 0008.00

● Selected Tract  
MSA: || State: || County: || Tract Code:

Matched Address: 101 W Main St, Cameron, Wisconsin, 54822  
 MSA: NA - NA (Outside of MSA)  
 State: 55 - WISCONSIN  
 County: 005 - BARRON COUNTY  
 Tract Code: 0008.00

**Summary Census Demographic Information**

Tract Income Level	Middle
Underserved or Distressed Tract	No
2025 FFIEC Estimated MSA/MD/non-MSA/MD Median Family Income	\$92,800
2025 Estimated Tract Median Family Income	\$95,695
2020 Tract Median Family Income	\$73,636
Tract Median Family Income %	103.12
Tract Population	5527
Tract Minority %	6.95
Tract Minority Population	384
Owner-Occupied Units	1843
1- to 4- Family Units	2442

**Census Population Information**

Tract Population	5527
Tract Minority %	6.95
Number of Families	1592
Number of Households	2251
Non-Hispanic White Population	5143
Tract Minority Population	384
American Indian Population	14
Asian/Hawaiian/Pacific Islander Population	45
Black Population	18
Hispanic Population	104
Other/Two or More Races Population	203

**Census Income Information**

Tract Income Level	Middle
2020 MSA/MD/statewide non-MSA/MD Median Family Income	\$71,403
2025 FFIEC Estimated MSA/MD/non-MSA/MD Median Family Income	\$92,800
% below Poverty Line	7.52
Tract Median Family Income %	103.12
2020 Tract Median Family Income	\$73,636
2025 Estimated Tract Median Family Income	\$95,695
2020 Tract Median Household Income	\$65,176

**Census Housing Information**

Total Housing Units	2481
1- to 4- Family Units	2442
Median House Age (Years)	41
Owner-Occupied Units	1843
Renter Occupied Units	408
Owner Occupied 1- to 4- Family Units	1843
Inside Principal City?	NO
Vacant Units	230



## 2025 FFIEC Geocode Census Report

Address: 101 W Main St, Cameron, Wisconsin, 54822

MSA: NA - NA (Outside of MSA)

State: 55 - WISCONSIN

County: 005 - BARRON COUNTY

Tract Code: 0008.00

### Summary Census Demographic Information

Tract Income Level	Middle
Underserved or Distressed Tract	No
2025 FFIEC Estimated MSA/MD/non-MSA/MD Median Family Income	\$92,800
2025 Estimated Tract Median Family Income	\$95,695
2020 Tract Median Family Income	\$73,636
Tract Median Family Income %	103.12
Tract Population	5527
Tract Minority %	6.95
Tract Minority Population	384
Owner-Occupied Units	1843
1- to 4- Family Units	2442

### Census Income Information

Tract Income Level	Middle
2020 MSA/MD/statewide non-MSA/MD Median Family Income	\$71,403
2025 FFIEC Estimated MSA/MD/non-MSA/MD Median Family Income	\$92,800
% below Poverty Line	7.52
Tract Median Family Income %	103.12
2020 Tract Median Family Income	\$73,636
2025 Estimated Tract Median Family Income	\$95,695
2020 Tract Median Household Income	\$65,176

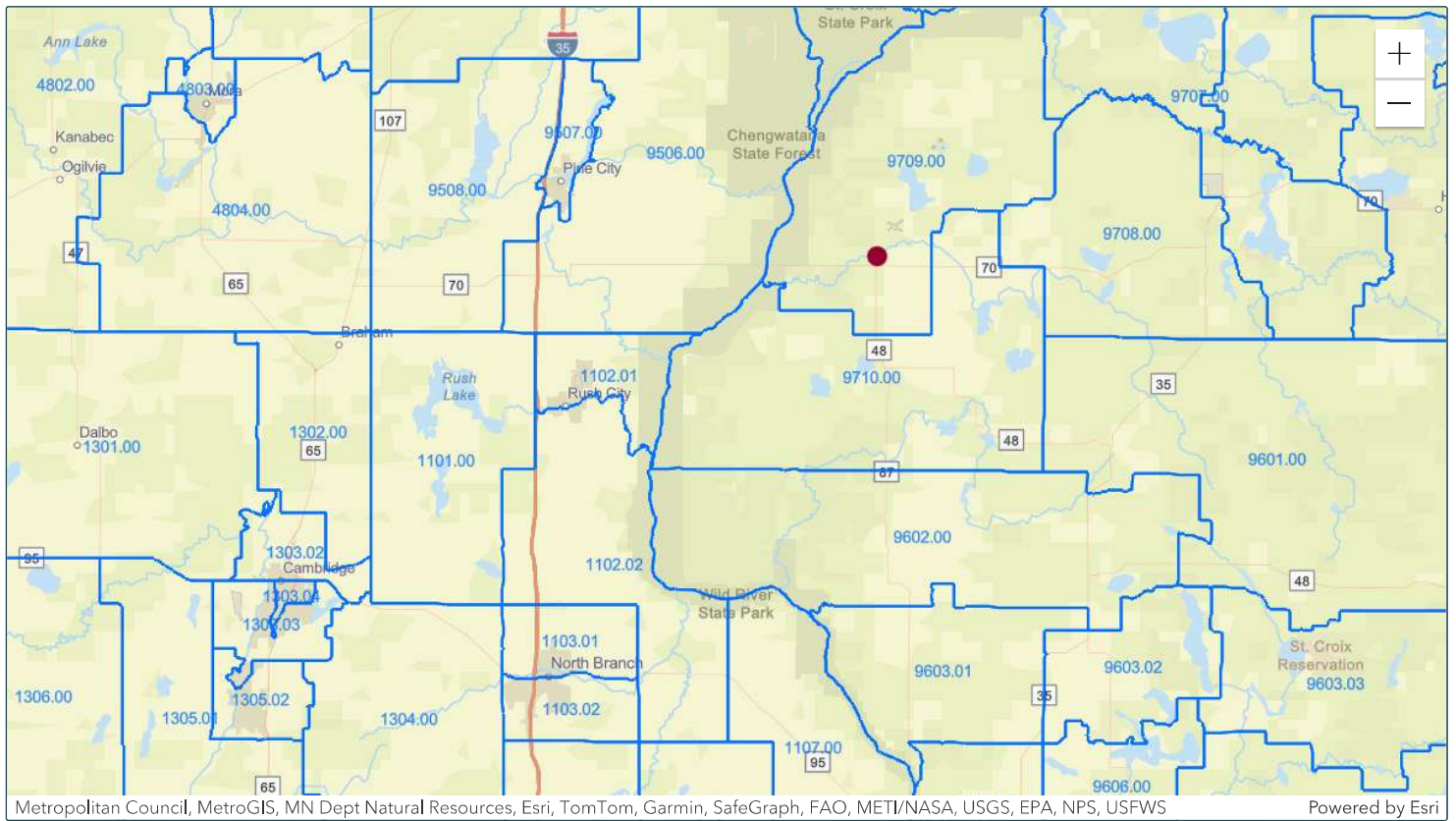
### Census Population Information

Tract Population	5527
Tract Minority %	6.95
Number of Families	1592
Number of Households	2251
Non-Hispanic White Population	5143
Tract Minority Population	384
American Indian Population	14
Asian/Hawaiian/Pacific Islander Population	45
Black Population	18
Hispanic Population	104
Other/Two or More Races Population	203

### Census Housing Information

Total Housing Units	2481
1- to 4- Family Units	2442
Median House Age (Years)	41

Owner-Occupied Units	1843
Renter Occupied Units	408
Owner Occupied 1- to 4- Family Units	1843
Inside Principal City?	NO
Vacant Units	230



● Matched Address: 114 E Madison Ave, Grantsburg, Wisconsin, 54840  
MSA: NA - NA (Outside of MSA) || State: 55 - WISCONSIN || County: 013 - BURNETT COUNTY || Tract Code: 9709.00

● Selected Tract  
MSA: || State: || County: || Tract Code:



2025 FFIEC Geocode Census Report

Matched Address: 114 E Madison Ave, Grantsburg, Wisconsin, 54840  
 MSA: NA - NA (Outside of MSA)  
 State: 55 - WISCONSIN  
 County: 013 - BURNETT COUNTY  
 Tract Code: 9709.00

Summary Census Demographic Information

Tract Income Level	Middle
Underserved or Distressed Tract	No
2025 FFIEC Estimated MSA/MD/non-MSA/MD Median Family Income	\$92,800
2025 Estimated Tract Median Family Income	\$77,952
2020 Tract Median Family Income	\$59,981
Tract Median Family Income %	84.00
Tract Population	3036
Tract Minority %	9.32
Tract Minority Population	283
Owner-Occupied Units	945
1- to 4- Family Units	1541

Census Population Information

Tract Population	3036
Tract Minority %	9.32
Number of Families	849
Number of Households	1249
Non-Hispanic White Population	2753
Tract Minority Population	283
American Indian Population	40
Asian/Hawaiian/Pacific Islander Population	18
Black Population	15
Hispanic Population	66
Other/Two or More Races Population	144

Census Income Information

Tract Income Level	Middle
2020 MSA/MD/statewide non-MSA/MD Median Family Income	\$71,403
2025 FFIEC Estimated MSA/MD/non-MSA/MD Median Family Income	\$92,800
% below Poverty Line	11.12
Tract Median Family Income %	84.00
2020 Tract Median Family Income	\$59,981
2025 Estimated Tract Median Family Income	\$77,952
2020 Tract Median Household Income	\$55,545

Census Housing Information

Total Housing Units	1631
1- to 4- Family Units	1541
Median House Age (Years)	43
Owner-Occupied Units	945
Renter Occupied Units	304
Owner Occupied 1- to 4- Family Units	945
Inside Principal City?	NO
Vacant Units	382



## 2025 FFIEC Geocode Census Report

Address: 114 E Madison Ave, Grantsburg, Wisconsin, 54840

MSA: NA - NA (Outside of MSA)

State: 55 - WISCONSIN

County: 013 - BURNETT COUNTY

Tract Code: 9709.00

### Summary Census Demographic Information

Tract Income Level	Middle
Underserved or Distressed Tract	No
2025 FFIEC Estimated MSA/MD/non-MSA/MD Median Family Income	\$92,800
2025 Estimated Tract Median Family Income	\$77,952
2020 Tract Median Family Income	\$59,981
Tract Median Family Income %	84.00
Tract Population	3036
Tract Minority %	9.32
Tract Minority Population	283
Owner-Occupied Units	945
1- to 4- Family Units	1541

### Census Income Information

Tract Income Level	Middle
2020 MSA/MD/statewide non-MSA/MD Median Family Income	\$71,403
2025 FFIEC Estimated MSA/MD/non-MSA/MD Median Family Income	\$92,800
% below Poverty Line	11.12
Tract Median Family Income %	84.00
2020 Tract Median Family Income	\$59,981
2025 Estimated Tract Median Family Income	\$77,952
2020 Tract Median Household Income	\$55,545

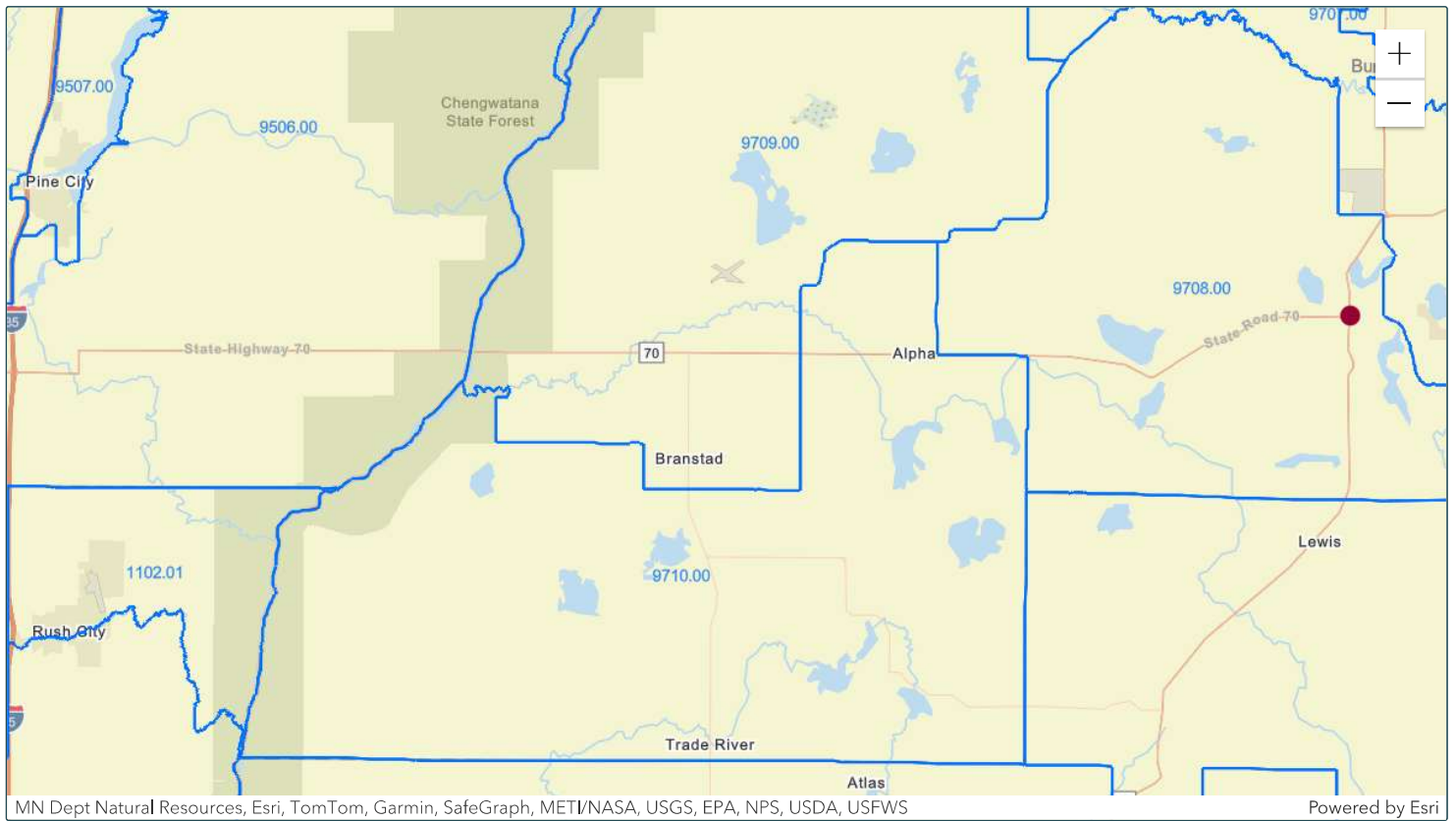
### Census Population Information

Tract Population	3036
Tract Minority %	9.32
Number of Families	849
Number of Households	1249
Non-Hispanic White Population	2753
Tract Minority Population	283
American Indian Population	40
Asian/Hawaiian/Pacific Islander Population	18
Black Population	15
Hispanic Population	66
Other/Two or More Races Population	144

### Census Housing Information

Total Housing Units	1631
1- to 4- Family Units	1541
Median House Age (Years)	43

Owner-Occupied Units	945
Renter Occupied Units	304
Owner Occupied 1- to 4- Family Units	945
Inside Principal City?	NO
Vacant Units	382



● Matched Address: 24006 State Road 35 70, Siren, Wisconsin, 54872  
MSA: NA - NA (Outside of MSA) || State: 55 - WISCONSIN || County: 013 - BURNETT COUNTY || Tract Code: 9708.00

● Selected Tract  
MSA: || State: || County: || Tract Code:



2025 FFIEC Geocode Census Report

Matched Address: 24006 State Road 35 70, Siren, Wisconsin, 54872  
 MSA: NA - NA (Outside of MSA)  
 State: 55 - WISCONSIN  
 County: 013 - BURNETT COUNTY  
 Tract Code: 9708.00

Summary Census Demographic Information

Tract Income Level	Middle
Underserved or Distressed Tract	No
2025 FFIEC Estimated MSA/MD/non-MSA/MD Median Family Income	\$92,800
2025 Estimated Tract Median Family Income	\$75,446
2020 Tract Median Family Income	\$58,056
Tract Median Family Income %	81.30
Tract Population	2468
Tract Minority %	9.44
Tract Minority Population	233
Owner-Occupied Units	790
1- to 4- Family Units	1641

Census Population Information

Tract Population	2468
Tract Minority %	9.44
Number of Families	592
Number of Households	1067
Non-Hispanic White Population	2235
Tract Minority Population	233
American Indian Population	41
Asian/Hawaiian/Pacific Islander Population	19
Black Population	16
Hispanic Population	54
Other/Two or More Races Population	103

Census Income Information

Tract Income Level	Middle
2020 MSA/MD/statewide non-MSA/MD Median Family Income	\$71,403
2025 FFIEC Estimated MSA/MD/non-MSA/MD Median Family Income	\$92,800
% below Poverty Line	20.04
Tract Median Family Income %	81.30
2020 Tract Median Family Income	\$58,056
2025 Estimated Tract Median Family Income	\$75,446
2020 Tract Median Household Income	\$45,885

Census Housing Information

Total Housing Units	1698
1- to 4- Family Units	1641
Median House Age (Years)	43
Owner-Occupied Units	790
Renter Occupied Units	277
Owner Occupied 1- to 4- Family Units	790
Inside Principal City?	NO
Vacant Units	631



## 2025 FFIEC Geocode Census Report

Address: 24006 State Road 35 70, Siren, Wisconsin, 54872

MSA: NA - NA (Outside of MSA)

State: 55 - WISCONSIN

County: 013 - BURNETT COUNTY

Tract Code: 9708.00

### Summary Census Demographic Information

Tract Income Level	Middle
Underserved or Distressed Tract	No
2025 FFIEC Estimated MSA/MD/non-MSA/MD Median Family Income	\$92,800
2025 Estimated Tract Median Family Income	\$75,446
2020 Tract Median Family Income	\$58,056
Tract Median Family Income %	81.30
Tract Population	2468
Tract Minority %	9.44
Tract Minority Population	233
Owner-Occupied Units	790
1- to 4- Family Units	1641

### Census Income Information

Tract Income Level	Middle
2020 MSA/MD/statewide non-MSA/MD Median Family Income	\$71,403
2025 FFIEC Estimated MSA/MD/non-MSA/MD Median Family Income	\$92,800
% below Poverty Line	20.04
Tract Median Family Income %	81.30
2020 Tract Median Family Income	\$58,056
2025 Estimated Tract Median Family Income	\$75,446
2020 Tract Median Household Income	\$45,885

### Census Population Information

Tract Population	2468
Tract Minority %	9.44
Number of Families	592
Number of Households	1067
Non-Hispanic White Population	2235
Tract Minority Population	233
American Indian Population	41
Asian/Hawaiian/Pacific Islander Population	19
Black Population	16
Hispanic Population	54
Other/Two or More Races Population	103

### Census Housing Information

Total Housing Units	1698
1- to 4- Family Units	1641
Median House Age (Years)	43

Owner-Occupied Units	790
Renter Occupied Units	277
Owner Occupied 1- to 4- Family Units	790
Inside Principal City?	NO
Vacant Units	631